
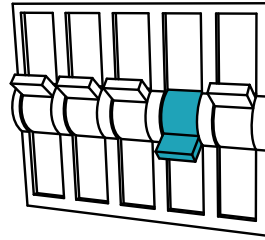




LED universal Arbeitsleuchte Linear S | Anleitung

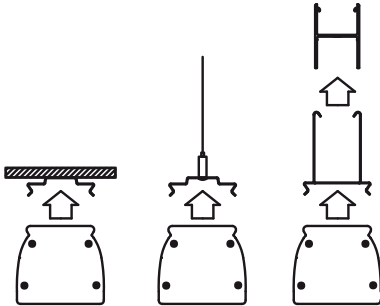


1. Check the product for any transportation damage.
Eventuelle Transportschäden prüfen.

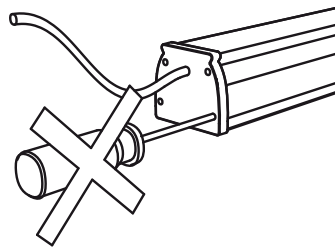


OFF

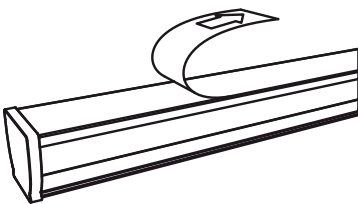
2. Disconnect from mains supply.
Vor der Installation Stromnetz spannungsfrei setzen (Sicherung)



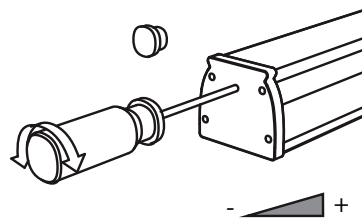
3. Assemble the luminaire with the suitable bracket.
Leuchte nur mit der passenden Halterung montieren.




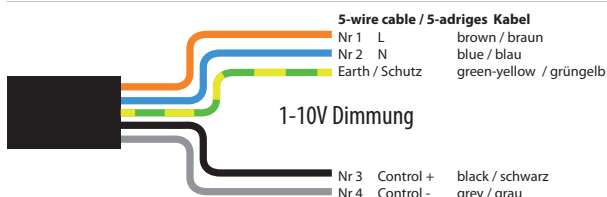
4. Connect to current circuit. Do not open the luminaire.
Leuchte darf nur spannungsfrei geöffnet werden.



5. Remove the protection foil.
Schutzfolie abnehmen.



6. 1. Remove the protection plug.
2. Adjust the luminous flux



Die Installation darf nur von elektronisch geschultem Personal durchgeführt werden.
Trennen Sie den Strahler vom Stromnetz.

WSH GmbH

Dörspestraße 2 | 51702 Bergneustadt | Tel.: 02261 7897880 | Fax: 02261 7897881 | E-Mail: info@Wirsindheller.de | www.wirsindheller.de